



- Wear-free, corrosion-protected contacts even in an aggressive atmosphere
- Wide temperature range for use
- High mechanical impact and shock resistance
- Perfect protection against the ingress of liquids and dust
- 3D data available to download from the website

E3

WebCode **8572B**




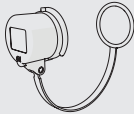
R. STAHL Series 8572/14 coupler are 3-pole 16 A compact coupler made from robust plastic for voltages up to 277 V. Self-cleaning lamellar contacts provide optimum contact and the floating pins allow the plugs to be inserted and removed in the zero position with minimum effort. The integrated locking mechanism prevents disconnection under load.

	IECEX / ATEX					
Zone	0	1	2	20	21	22
Installation in		•	•		•	•

Selection Table								
Product Description		Coupling						
Rated operational current		10 A / 12 A						
Figure	Detailed number of poles	Coding (clock hour position)	Rated operational voltage AC	Colour code	Frequency range	Product Type	Art. No.	Weight kg
	2 P + PE	2	> 50 V AC	Green	> 300 ... 500 Hz	8572/14-302	242345	0.380
Product Description		Coupling						
Rated operational current		10 A / 16 A						
Figure	Detailed number of poles	Coding (clock hour position)	Rated operational voltage AC	Colour code	Frequency range	Product Type	Art. No.	Weight kg
	1 P + N + PE	4	100 ... 130 V AC	Yellow	50 / 60 Hz	8572/14-304	242343 ▲	0.380
		5	277 V AC	Light grey	60 Hz	8572/14-305	242342	0.380
	2 P + PE	3	> 50 ... 110 V DC	Light grey	–	8572/14-303	242344	0.380
		6	200 ... 250 V AC	Blue	50 / 60 Hz	8572/14-306	242341 ▲	0.380
Product Description		Coupling to an isolation transformer						
Rated operational current		10 A / 16 A						
Figure	Detailed number of poles	Coding (clock hour position)	Rated operational voltage AC	Colour code	Frequency range	Product Type	Art. No.	Weight kg
	2 P + PE	12	50 ... 250 V AC	Blue	50 / 60 Hz	8572/14-312	242346	0.380

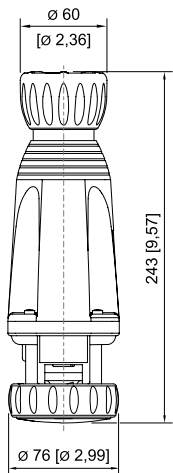
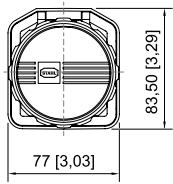
Technical Data	
Variant	Coupling
Explosion Protection	
IECEX gas explosion protection	Ex db eb IIC T6 Gb
IECEX dust explosion protection	Ex tb IIIC T75 °C Db
ATEX gas explosion protection	Ⓜ II 2 G Ex db eb IIC T6 Gb
ATEX dust explosion protection	Ⓜ II 2 D Ex tb IIIC T75 °C Db
Certificates	ATEX (PTB), China (CQST), EAC (CCVE), IECEX (PTB)
Notes	Product label may vary. Series devices have certification according to ATEX and IECEX.
Electrical Data	
Rated operational current	max. 16 A
Notes	The current must be reduced to 12 A for frequencies > 100 Hz
Ambient Conditions	
Ambient temperature	-50 °C ... +45 °C (16 A) -50 °C ... +65 °C (10 A)
Notes	For further information, see the operating instructions.
Mechanical Data	
Degree of protection (IP)	IP66
Degree of protection note	according to IEC/EN 60529
Enclosure material	Polyamide, Glass fibre reinforced
Silicone-free	No
Silicone-free note	Optional: Silicone-free variant available on request (ambient temperature -40 °C to +65 °C)
Finely stranded connection terminals	1 x 0.75 mm ² ... 1 x 4 mm ²
Components	
Cable diameter	8 ... 15 mm

Accessories			
Figure	Description	Art. No.	Weight kg
Dust cover for wall mounting sockets 16 A Series 8570/11			
	retrofitable dust protection for 2-/3-pole sockets	253118	0.006

Spare Parts			
Figure	Description	Art. No.	Weight kg
Protective cap for plugs 16 A			
	3 pole	150496	0.043

Dimensional Drawings (All Dimensions in mm [inches]) – Subject to Alterations


E3



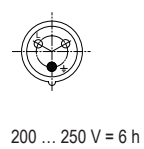
Coupler

Arrangement of the Earth Contact Sleeves

Example:
Clock hour position,
Front view of socket



Example:
Clock hour position



Marking of connections
Front view of socket

