



- Can be used in Zone 1, 2, 21 and 22
- Extremely robust: Impact strength rating of IK10

E2

WebCode **6001A**



The 6001 EXLUX luminaire is suited to normal lighting applications in almost any facility. In no time at all and with very little effort, using the accessories it can be fitted to the wall, ceiling or a pole, or alternatively, it can be suspended. The practical central lock has a safety switch that disconnects the power supply at all poles when the plastic enclosure is opened. Lightweight yet strong: The high-quality workmanship makes this luminaire robust and minimises maintenance requirements.

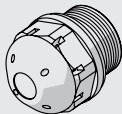
	IECEX / ATEX					
Zone	0	1	2	20	21	22
Installation in		•	•		•	•

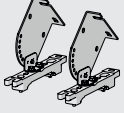

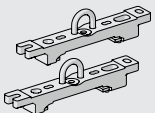
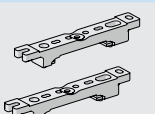
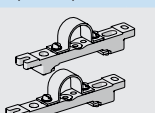



Selection Table					
Design size	2				
Lamp wattage	18 W				
Drilled holes	Material cable gland	Connection terminals solid max.	Product Type	Art. No.	Weight kg
3 x M20	-	6 mm ²	6001/522-9510-15-232	238144	4.500
	-	6 mm ²	6001/522-9510-25-232	257609	4.400
3 x M25	Polyamide, black	6 mm ²	6001/522-9510-15-131	220897 ▲	4.500
	Polyamide, black	6 mm ²	6001/522-9510-25-131	220901	4.350
Design size	4				
Lamp wattage	36 W				
Drilled holes	Material cable gland	Connection terminals solid max.	Product Type	Art. No.	Weight kg
3 x M20	-	6 mm ²	6001/542-9510-15-232	238145	6.800
	-	6 mm ²	6001/542-9510-25-232	257608	6.800
3 x M25	Polyamide, black	6 mm ²	6001/542-9510-15-131	220903 ▲	6.750
	Polyamide, black	6 mm ²	6001/542-9510-25-131	220905	6.750
Design size	6				
Lamp wattage	58 W				
Drilled holes	Material cable gland	Connection terminals solid max.	Product Type	Art. No.	Weight kg
3 x M20	-	6 mm ²	6001/562-9510-15-232	238146	7.900
	-	6 mm ²	6001/562-9510-25-232	239094	7.900
3 x M25	Polyamide, black	6 mm ²	6001/562-9510-15-131	220910 ▲	7.900
	Polyamide, black	6 mm ²	6001/562-9510-25-131	221737	7.900

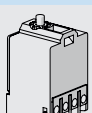
Cable entries and stopping plugs made from moulded material are included loose with the product (installation required).
Threaded plate included.

The light fittings are supplied without fluorescent lamps or mounting material. These parts must be ordered as accessories.

Technical Data		
Variant	Design size 2 and 4	Design size 6
Explosion Protection		
Ambient temperature °C	-30 ... +50 °C	-20 ... +50 °C
IECEX gas explosion protection	Ex db eb IIC T4 Gb	Ex db eb IIC T4 Gb
IECEX dust explosion protection	Ex tb IIIC T80 °C Db	Ex tb IIIC T80 °C Db
ATEX gas explosion protection	Ⓔ II 2 G Ex db eb IIC T4 Gb	Ⓔ II 2 G Ex db eb IIC T4 Gb
ATEX dust explosion protection	Ⓔ II 2 D Ex tb IIIC T80 °C Db	Ⓔ II 2 D Ex tb IIIC T80 °C Db
EAC gas explosion protection	Ⓔ 1 Ex d e IIC T4 Gb	Ⓔ 1 Ex d e IIC T4 Gb
EAC dust explosion protection	Ⓔ Ex tb IIIC T80°C Db	Ⓔ Ex tb IIIC T80°C Db
Certificates	ATEX (PTB), Brazil (ULB), China (CQST), EAC (ENDCE), IECEX (PTB), India (PESO), Polen (CNBOP), Taiwan (ITRI)	ATEX (PTB), Brazil (ULB), China (CQST), EAC (ENDCE), IECEX (PTB), India (PESO), Polen (CNBOP), Taiwan (ITRI)
Ship approval	BVIS, DNV GL	BVIS
Electrical Data		
Rated operational voltage AC	220 – 240 V	220 – 240 V
Rated operational voltage DC	220 – 240 V	220 – 240 V
Frequency range	50 – 60 Hz	50 – 60 Hz
Lighting Data		
Number of lamps	2	2
Lamp	G13 lamp base	G13 lamp base
Mechanical Data		
Degree of protection IP (IEC 60598)	IP66/IP67	IP66
Protection class	I (with inner PE connection)	I (with inner PE connection)
Enclosure material	Polyester resin, Glass fibre reinforced	Polyester resin, Glass fibre reinforced
Sealing material	Silicone	Silicone
Material translucent cover	Polycarbonate	Polycarbonate
Installed terminal strip	PE + N + L1 + L2 + L3	PE + N + L1 + L2 + L3
Lighting lock	Central lock , For box spanner actuation	Central lock , For box spanner actuation
Type of connection cable	Finely stranded Solid	Finely stranded Solid
Impact strength (IEC 62262)	IK10	IK10
Enclosure colour	Light grey (RAL 7035)	Light grey (RAL 7035)
Notes	Connection terminals: Spring clamp terminal (2 free clamping units per pole)	
Components		
Ballast	6042/243-21	6042/963-21
Through wiring	With 5 conductors 2.5 mm ²	With 5 conductors 2.5 mm ²

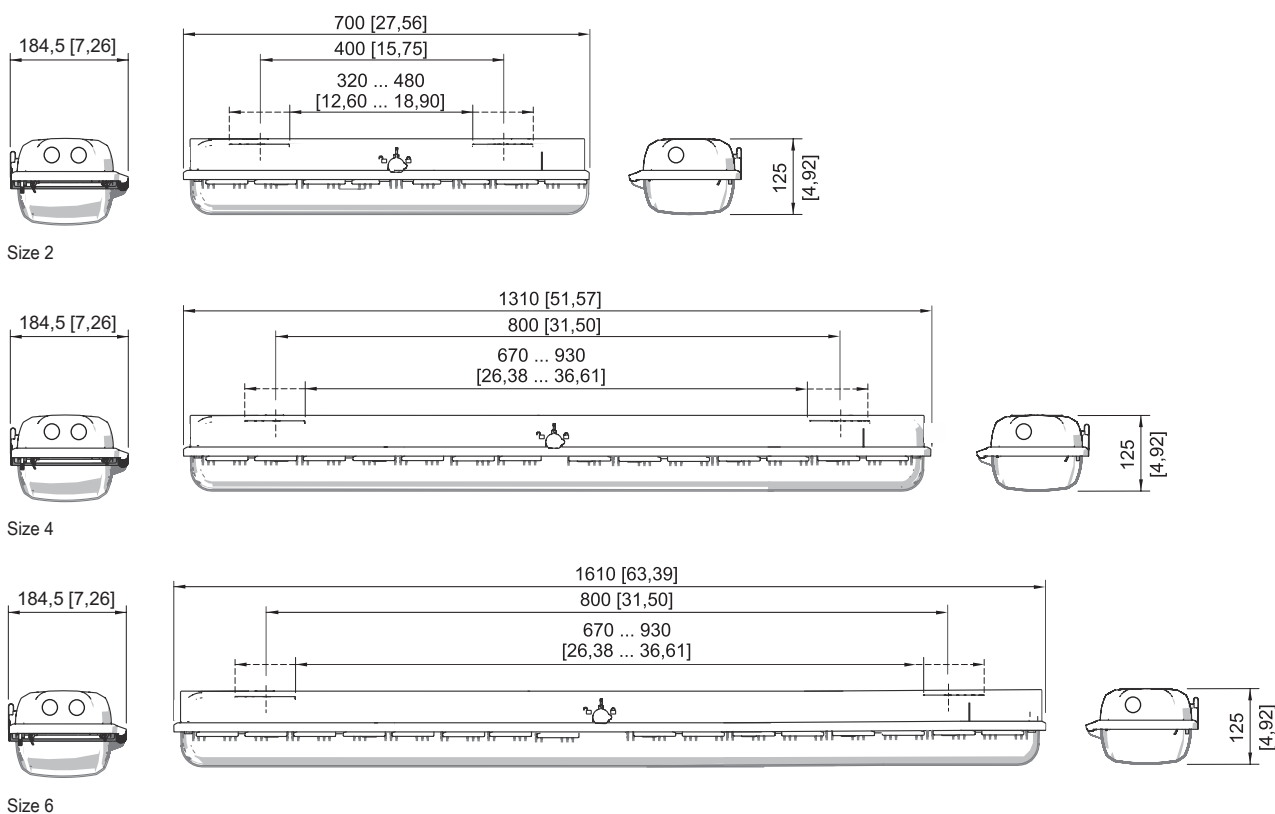
Accessories			
Figure	Description	Art. No.	Weight kg
Breather			
	Thread: M25 x 1.5; 1 pc; for installation in lights; in moulded material; without counter nut	138573 ▲	0.010
	Thread: M25 x 1.5; 20 pc; for installation in lights; in moulded material; without counter nut	138576 ▲	0.200

Accessories			
Figure	Description	Art. No.	Weight kg
Ceiling and wall mounting bracket			
	mounted on a mounting rail for a variable mounting distance; Material: stainless steel; Lamp can be swiveled in steps of 15°; 1 pair	222827 ▲	1.200
Fluorescent lamp			
	58 W, 5200 lm	108950 ▲	0.220
Mounting bracket			
	mounting clamp mounted on a mounting rail for a variable mounting distance; 1 pair	222456 ▲	0.400
Mounting rail			
	for a variable mounting distance; 1 pair	222826 ▲	0.350
Pipe clamp			
	R 1 1/2"; with mounting rail for a variable mounting distance; Material: stainless steel; 1 pair	222459 ▲	0.800
	R 1 1/4"; with mounting rail for a variable mounting distance; Material: stainless steel; 1 pair	222458 ▲	0.700
	R 2"; with mounting rail for a variable mounting distance; Material: stainless steel; 1 pair	222460 ▲	0.750
Pole mounting sleeve			
	for the subsequent mounting on lights size 2 and size 4, completely with assembly parts (for pipe diameter 42 mm)	227512	3.200
Ring bolt			
	M8, direct mounting in insert nuts; 1 pair	115736 ▲	0.115
Socket key			
	M8 / wrench size 13; to open/close the central locking	222430 ▲	0.110

Spare Parts			
Figure	Description	Art. No.	Weight kg
Contact element			
	8080/1-3-L 2 NC contact element	132527	0.026

Spare Parts

Figure	Description	Art. No.	Weight kg
Cover			
	for luminaire size 4	222428	1.149
	for luminaire size 6	222429	1.450
	for luminaire size 2	222427	0.639
Fluorescent lamp			
	36 W, 3350 lm	108951 ▲	0.200
	18 W, 1350 lm	108952 ▲	0.100
Lamp holder			
	G13 Ex e lamp holder for light fittings with T8 fluorescent lamps for use in Zone 1	117252 ▲	0.036

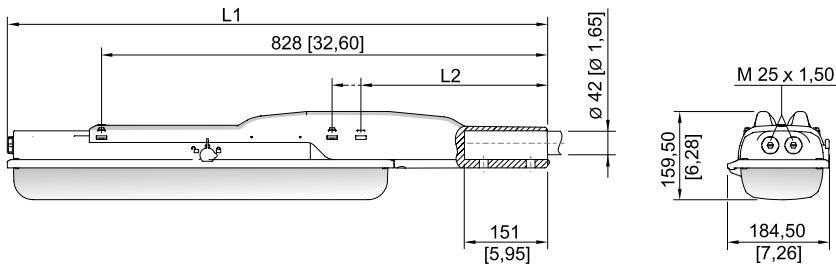
Dimensional Drawings (All Dimensions in mm [inches]) – Subject to Alterations


Linear Luminaire for Fluorescent Lamps EXLUX

Series 6001

STAHL

E2



With pole mounting sleeve

Size 2:

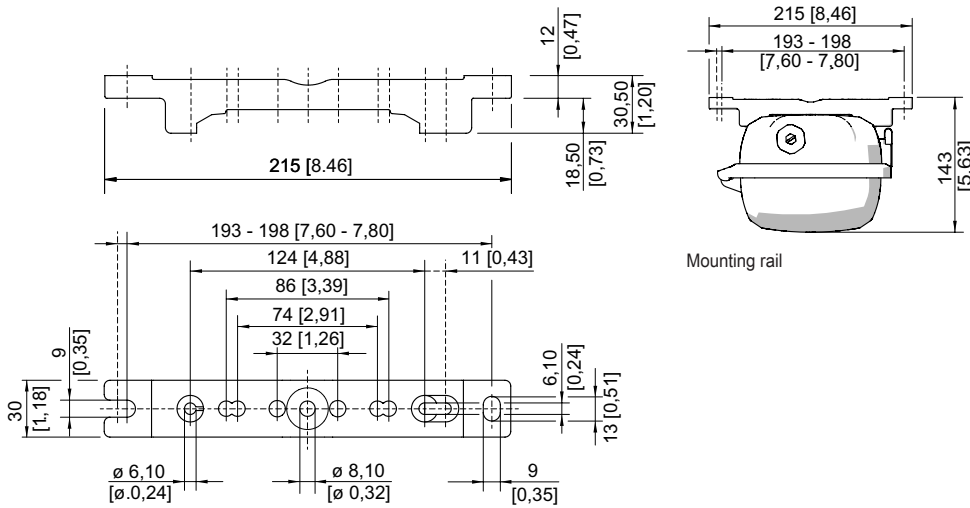
L1 = 978 mm [38.50]

L2 = 390 mm [15.35]

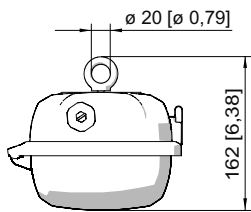
Size 4:

L1 = 1587 mm [62.48]

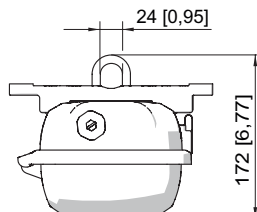
L2 = 338 mm [13.31]



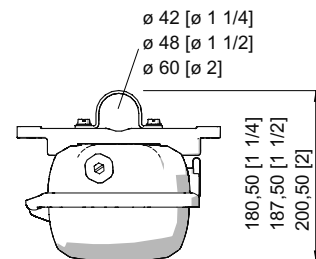
Mounting rail



Ring bolt fitted in insert nut of the luminaire

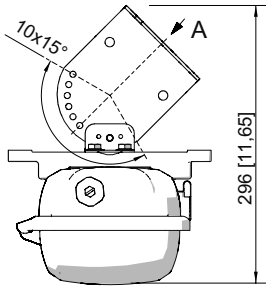


Mounting bracket fitted in mounting rail

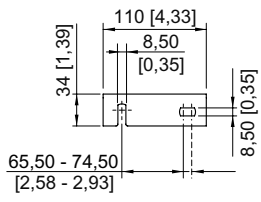


Pipe clamp fitted in mounting rail

E2



A



Wall mounting bracket fitted in mounting rail